こばち
KOBACHI
HEAVY DUTY **LIFTING & HOISTING**
JAPAN TECHNOLOGY



レバーブロック

LEVER HOIST

PRODUCT CATALOGUE

CV CITRA HARAPAN JAYA
Jl. Mangga Dua Abdad, Komplek Rukan Mangga Dua Elok, Blok C No.12, Kota Jakarta Pusat, Daerah Khusus Ibukota Jakarta - 10730 | (021) 625 0149 / 625 0150
www.chj.co.id +62 877 8016 2777

日本技術 TÜV Rheinland GS 5 YEARS WARRANTY

FEATURES
OF KOBACHI

HIGLY DURABLE
Shock resistant stamped steel cases

OPEN FRAME DESIGN
Easy & quick mantenance

360° ROTATION + SAFETY LATCH
Handle & Hook

DOUBLE PAWL SYSTEM
For extra safety

GOOD QUALITY
Alloy steel hook

LOAD CHAIN
High tensile alloy steel

EASY OPERATION
Easily and quickly adjust lifting

3 HAND WHEEL MODE
Up, down, free wheel mode

CHAIN STOPPER

KOBACHI HVR-II
SERIES

Kobachi HVR-II Series are designed with capacities and features that make it ideal for all industrial lifting, pulling, lower and fasten needs.

APPLICATIONS:

- Used for loading a truck, centering building material at construction site, setting up or moving machinery and other heavy objects such as pipes, and so on.
- Ideal for transportation, manufacturing plants, shipyards, construction sites, mines and forestry.

SPECIFICATIONS

MODEL	CAPACITY (Ton)	LIFT HEIGHT (m)	CHAIN FALL	CHAIN DIAMETER (mm)	RUNNING TEST LOAD (Ton)	WEIGHT (kg)	PACKAGING DIMENSIONS (L x W x H) (cm)
HVR075	0.75	1.5	1	6.3	1.125	7	48 x 18 x 16.5
HVR150	1.5	1.5	1	7.1	2.25	11.6	50 x 20 x 18.5
HVR300	3	1.5	1	9	4.5	15.5	52 x 22 x 20
HVR600	6	1.5	2	9	9	28.9	55 x 23.5 x 25

DIMENSIONS

MODEL	PLEASE REFER TO THE DIAGRAM			
	A	B	C	E
HVR075	155	88	135	250
HVR150	170	110	162	370
HVR300	198	120	211	370
HVR600	198	120	254	370

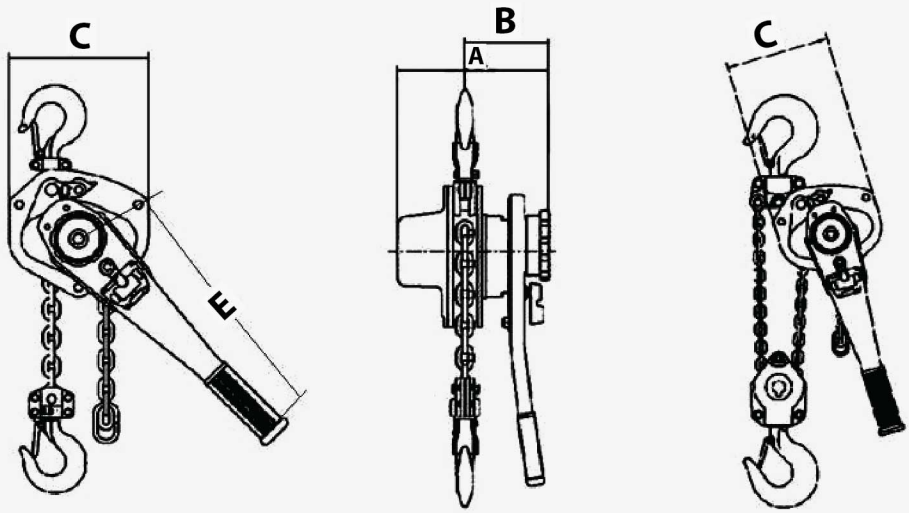

PLAIN TROLLEY
HPV - II

APPLICATIONS:

- Generally installed on straight/curved rails or beams, enables easy lateral traverse of large loads with either manual or powered chain hoists.
- Suitable to be used in factories, mines, docks, warehouses, construction sites, etc., especially for equipment maintenance work in places without power supply.

SPECIFICATIONS

MODEL	CAPACITY (Ton)	PROOF LOAD (Ton)	I-BEAM WIDTH (mm)	MIN. RADIUS CURVE (m)	RUNNING TEST LOAD (Ton)
HVP-II 1	1	1.5	68-100	1000	7.1
HVP-II 2	2	3	94-124	1100	11.9
HVP-II 3	3	4.5	100-140	1300	20
HVP-II 5	5	7.5	124-180	1400	32.1
HVP-II 10	10	15	124-203	2000	91

DIMENSIONS

MODEL	A	B	C	H	F	K	S	G
HVP-II 1	208	200	236	153	1.5-3	45	-	-
HVP-II 2	235	227	253	165	1.5-3	52	-	-
HVP-II 3	268	274	302	190	1.5-3	70.5	-	-
HVP-II 5	307	297	335	213	1.5-3	71	-	-
HVP-II 10	450	440	495	330	1.5-3	80	40	195

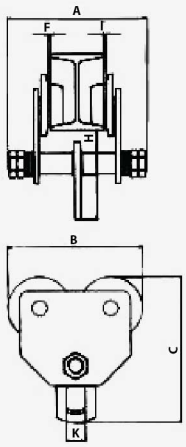

GEARED TROLLEY
HVG - II

APPLICATIONS:

- Generally installed on straight/curved rails or beams, enables easy lateral traverse of large loads with either manual or powered chain hoists.
- Suitable to be used in factories, mines, docks, warehouses, construction sites, etc., especially for equipment maintenance work in places without power supply.
- Geared series features manual chain for lateral traverse.

SPECIFICATIONS

MODEL	CAPACITY (Ton)	PROOF LOAD (Ton)	I-BEAM WIDTH (mm)	MIN. RADIUS CURVE (m)	LIFTING HEIGHT (m)	CHAIN FALL LENGTH (m)	FORCE (N)	GROSS WEIGHT (Kg)	NET WEIGHT (Kg)
HVG-II 1	1	1.5	68-100	1000	3	2.8	50	11	
HVG-II 2	2	3	94-124	1100	3	2.8	90	16	15.5
HVG-II 3	3	4.5	100-140	1300	3	2.8	95	19	
HVG-II 5	5	7.5	124-180	1400	3	2.8	140	36	35
HVG-II 10	10	15	124-203	2000	3	2.8	240	96	

DIMENSIONS
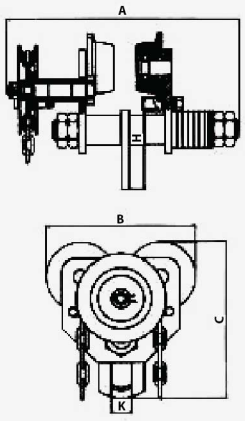
MODEL	A	B	C	H	F	K	S	G
HVG-II 1	208	200	236	153	1.5-3	45	-	-
HVG-II 2	235	227	253	165	1.5-3	52	-	-
HVG-II 3	268	274	302	190	1.5-3	70.5	-	-
HVG-II 5	307	297	335	213	1.5-3	71	-	-
HVG-II 10	470	440	495	330	2.5-3	80	45	195